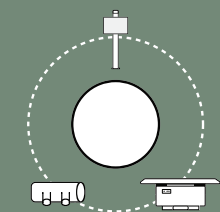

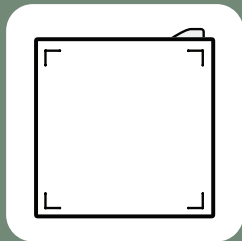
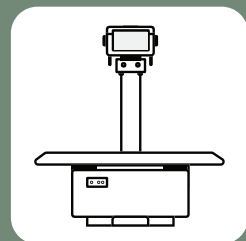
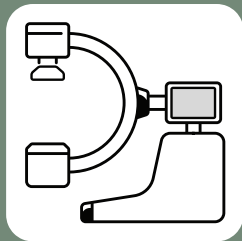
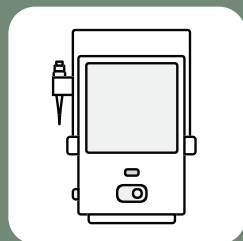
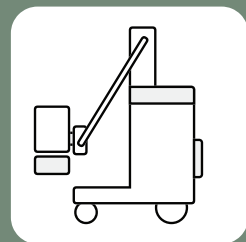
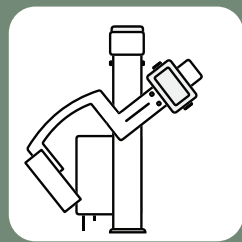
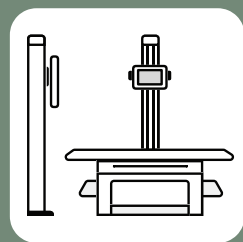


RADIOGRAPHY PRODUCTS



www.ecomax-med.com

ecovet.

ABOUT US

ECOMAX Established in Istanbul, Turkey , is an innovative Solutions provider and integrator for clinics and hospitals in the Middle East, Africa, Latin America and other reagon around the world. Ecomax was established to play a leading role in the medical field in the new era with about 20 years of experience in manufacturing and innovation in one of the largest countries in the Middle East which has large economic and competitive markets since 2004.

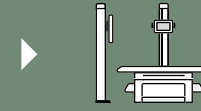
ECOMAX started its activity in Turkey at the beginning of 2018 by focusing on the innovation and production of X-ray machines based on developing designs and models of high quality and economic standards according to the new needs of each. Customer satisfaction and feedback have important roles in the development and technology we combine reliability and effectiveness. Durability and innovation are our standard Quality service with an understanding of superior quality.

ECOMAX is improving itself for the future as a leader in the manufacturing of medical radiology devices for emerging and economic markets. Ecomax Medical Has ISO9001, ISO13485 & ISO22716:2013:GMP Quality Certificates, and Trusted brand Certificate GUMiB .also mostly, of the components have the European CE certificate. with great experience specialized in manufacturing and developing x-ray machines and accessories in Turkey, Istanbul European side,

ECOMAX selects high quality components from world famous brands that ensures that our equipment works efficiently even under difficult conditions such as high temperatures, electrical fluctuations, heavy loads and more. This careful selection process enhances the reliability and stability of our devices while delivering superior image quality.

Fixed Floor mounted systems, mobile systems, portable systems and U-Arm and C-Arm systems analog and digital . environmentally friendly and sustainable x-ray radiation insulation panels, an alternative to lead panels.

PRODUCTS



VETERINARY FIXED RADIOGRAPHY SYSTEM



FIXED VET X-RAY

ecovet 325 - ecovet 525



ecovet SERIES

4-WAY FLOATING TABLE X-RAY


DIGITAL RADIOGRAPHY SYSTEM



Configuration of the system

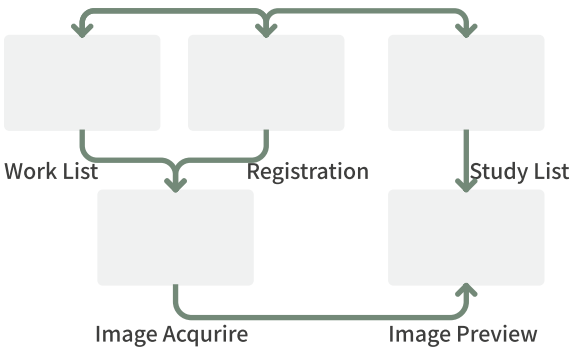
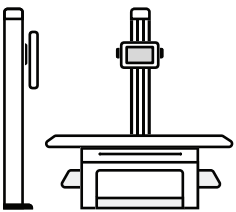
Components	ecovet-325	ecovet-525
H.V Generator	20KW Max Output,25-300mA	36KW Max Output,25-500mA
X-ray Tube	Canon 7239 (1.0/2.0mm),40-125KV, Rotating Anode	
17" × 17" Flat Panel Detector	1PCS	1PCS
	Yes	
Standard Configuration	LED Collimator, SID control touch screen, Tube stand, Electric Bucky stand, Fixed Electricomagnet 4 way Floating table, PC & monitor, Acquisition Software	
Grid for bucky table / stand	Yes	Yes
10inch Touch Screen Console	Yes	Yes
AEC	Optional	Optional
Electric Elevating Table	Optional	Optional
Collimator synchronous movement with table bucky function	Optional	Optional
Mobile Radiography Table	Optional	Optional
Dry Film Printer	Optional	Optional
Medical Grade Monitor	Optional	Optional
PACS software	Optional	Optional

*HIGH IMAGE QUALITY
WIDE VARAITY SIZES*



DR SOFTWARE

Multi-lanaguage Software:CN/EN/FR/PT/RU/ES/IT/SV



Patient Case Management

- Management of patient information, examination information, and images
- DICOM3.0 standard Worklist query service function can query and download case information from HIS/PACS

Image Processing

- Positive & negative film conversion, image zooming, translation, flipping, rotation, and magnifying glass display
- Original display/full screen display/histogram display, window width & level adjustment of the target zone can be selected
- Image annotation function, including orientation and text
- Real time automatic ROI cropping

Image output

- DICOM3.0 standard laser/thermal printer output allows for easy selection of configured solutions (film size, layout) to do printing
- DICOM3.0 standard archiving service function can archive images to the server and support automatic sending in the background
- Image backup function, backup images burned to CD/DVD, the backup disc comes with a browser to automatically play images
- Image export can export patient examinations to a specified location

Image stitching function

- Manual Stitching/ Image left-right automatic stitching/ Image up-down automatic stitching



Web : ecomax-med.com

Phone: +90 5551047110

Emails : info@ecomax-med.com
Sales@ecomax-med.com

Adress: Ecomax Medikal Sanayi Ve Ticaret Limited Şirketi
H. Rifat Paşa Yüzer Havuz Sk. Perpa Ticaret Merkez B Blok Kat:13
No:2552 34384 Şişli /İstanbul Türkiye

ECOMAX
Innovate On X-Ray